

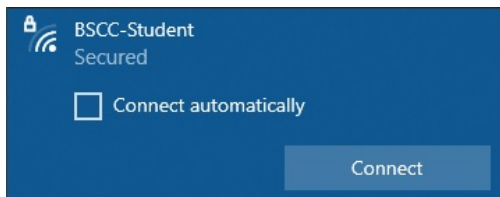




Connecting to the Student Wi-Fi on Windows 10

1. Select the  or  in the bottom right hand side of your screen.
2. Click Connect on the



(BSCC-Student) Window.

3. Students will use their entire BSCC student email address (first initial of their first name+their entire last name+last 4 digits of their A-number@student.bscc.edu) or students can use just their A-number. The password will be BSCCmmddy (BSCC+their six digit date of birth in the format of two digit month + two digit day + two digit year). This is the same login that students use to access OneACCS.

Example:

Janice Doe, A98765432, whose date of birth is 11/25/2001, will have the following username and password:

Username: jdoe5432@student.bscc.edu or A98765432

Password: BSCC112501

<https://www.bscc.edu/students/current-students/oneaccs-student-email>

For additional assistance, contact your campus Computer Services department.